



Lee County Schools

1280 College View Drive, Tupelo, MS 38804; 662-841-9144

1st Grade


At-Home Learning
Packet

March 23, 2020

Name: _____

Addition Color by Number: Baseball

Find the sum for each addition problem. Use the sum to find the correct color at the bottom of the page.



Light Blue: 15

Yellow: 12, 19, 27

Purple: 14, 21, 29

Dark Blue: 16

Orange: 17, 24, 28

Green: 23


Peach: 11, 22

Red: 18

Name: _____

Say and Spell

Say the name of each picture. Write the word.



f	r	o	g
---	---	---	---



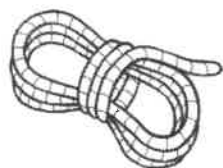
--	--	--	--



--	--	--	--



--	--	--	--



--	--	--	--



--	--	--	--



--	--	--	--

Name: _____

Alphabetical Order

Write these words in alphabetical order. For more fun, write each word on a sticky note. Have a family member hide them, and you can try to find them and read them.

can

play

what

find

look

read

that

Name: _____

Draw a line between the contractions. Use each one in a sentence (you can say the sentence out loud and also write it down on a piece of paper).

can not

we're

is not

she's

I am

can't

she is

I'm


we are

isn't

Name: _____ Date: _____

If you could go on any vacation, where would you go?
What would you do there?

Handwriting practice lines consisting of solid top and bottom lines with a dashed middle line. The page contains 10 full-width sets of these lines, followed by a section with 5 sets of lines that are shorter in width, positioned to the left of a large rounded rectangular box.



Name: _____

Word Hunt:

Look for words that have a silent e, like tape or bone.



Name: _____

Word Hunt:

Look for words that have the long a sound, like rain or cake.



Name: _____

Inequalities

Fill in the $>$, $<$, or $=$ sign.

$17 \square 25$

$21 \square 21$

$35 \square 53$

$19 \square 9$

$40 \square 45$

$26 \square 32$

$47 \square 74$

$73 \square 69$

$41 \square 43$

$33 \square 36$

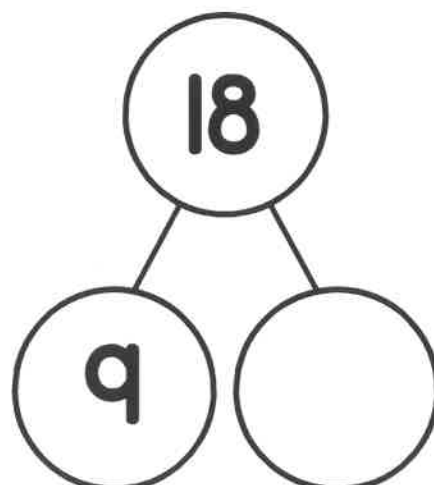
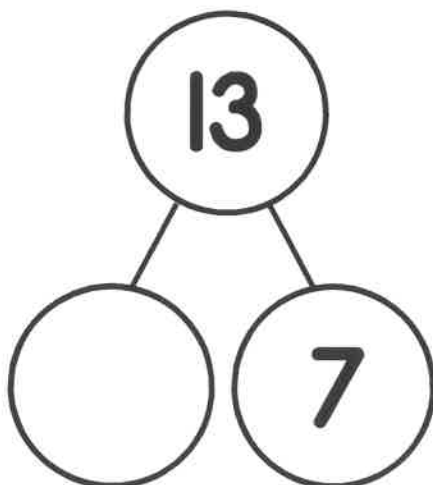
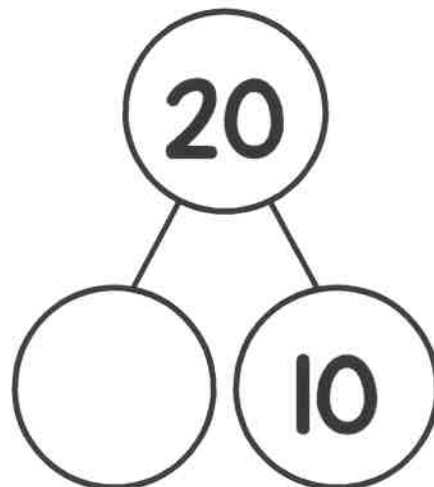
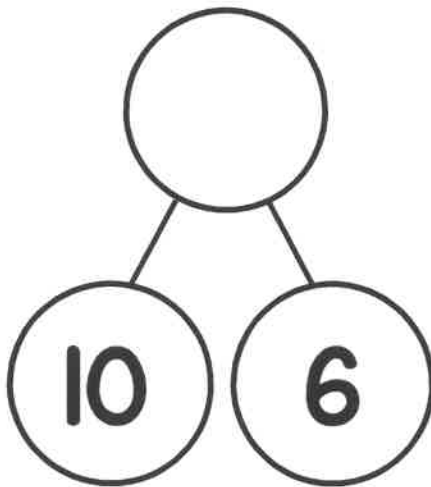
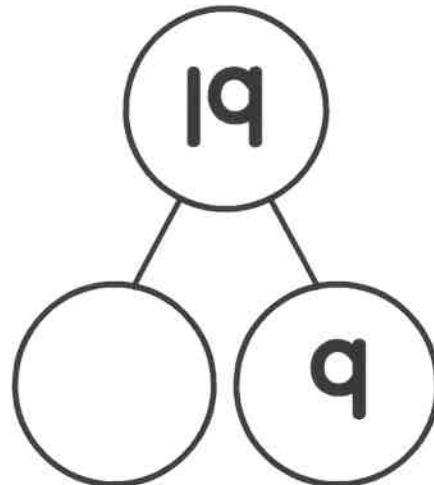
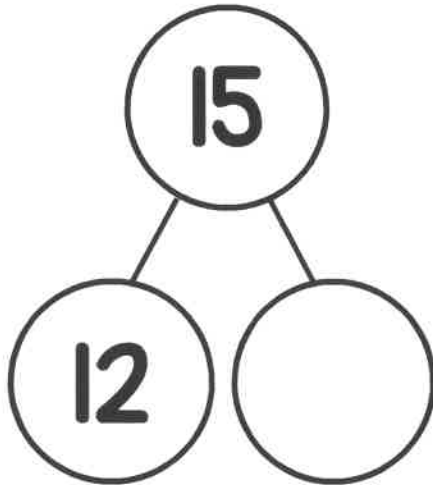
$27 \square 24$

$32 \square 23$

Name: _____

Missing Numbers

Fill in the missing numbers in the number bonds. Remember, the bottom two numbers must add up to the top number.



Name: _____

Addition Practice

$5 + 1 =$

$2 + 8 =$

$4 + 3 =$

$2 + 8 =$

$9 + 0 =$

$3 + 6 =$

$2 + 7 =$

$3 + 2 =$

$1 + 6 =$

$4 + 4 =$

$6 + 2 =$

$0 + 4 =$

$$\begin{array}{r} 3 \\ + 5 \\ \hline \end{array}$$

$$\begin{array}{r} 1 \\ + 9 \\ \hline \end{array}$$

$$\begin{array}{r} 2 \\ + 5 \\ \hline \end{array}$$

$$\begin{array}{r} 3 \\ + 3 \\ \hline \end{array}$$

$$\begin{array}{r} 3 \\ + 6 \\ \hline \end{array}$$

$$\begin{array}{r} 6 \\ + 4 \\ \hline \end{array}$$

$$\begin{array}{r} 1 \\ + 3 \\ \hline \end{array}$$

$$\begin{array}{r} 2 \\ + 2 \\ \hline \end{array}$$

Name: _____

Counting Coins

Write how much money is shown. Don't forget to use the ¢ sign!











Name: _____

Spring Word Problems

Solve each problem. Show your work.

There were 3 red birds, 2 blue birds, and 4 brown birds. How many birds were there in all?




There were 14 worms sitting on the sidewalk. Then, 8 worms wiggled away. How many worms are left?

Kim planted 16 seeds. Billy planted 12 seeds. How many fewer seeds did Billy plant than Kim?

There were 12 kids flying kites at the park. Then, 3 more kids came. Later, 5 kids left. How many kids are still flying kites?

Credits

Graphics and Fonts by...



**Visit my website for lots of
FREE resources!**

LearningAtThePrimaryPond.com/free

DAILY MATH CHOICES

1-6 Facts

Just roll the dice and add the digits together!

1-6 Doubles

Roll 1 die. Write that number in *both* boxes.

10's Partners

Roll 1 die and write that number in the first box. Write the "+ partner" number that will make the number sentence equal to 10 in the second box. Write 10 in the answer box.

5-10 Doubles

Roll 1 die. Write that number in *both* boxes.

5-10 Doubles +1

Roll 1 die and write that number in the first box. In your head, add 1 to the number in the first box. Write *that* number in the second box.

(1-6) + (5-10)

Just roll the dice and add the digits together!

(5-10) + (5-10)

Just roll the dice and add the digits together!

+10

Roll 1 die and write that number in the first box. Write 10 in the second box.

+9

Roll 1 die and write that number in the first box. Write 9 in the second box.

100's Partners

Roll 1 die and make it a 2-digit number by putting a 0 in the "ones" place and writing it in the first box (roll a "4," write "40"). Write the "+ partner" number that will make the number sentence equal to 100 in the second box. Write 100 in the answer box.

(1-6) x (1-6)

Just roll the dice and multiply the digits!

(1-6) x (5-10)

Just roll the dice and multiply the digits!

(5-10) x (5-10)

Just roll the dice and multiply the digits!

DAILY MATH

DIRECTIONS: How many math problems can you solve in 5 minutes?

<input type="text"/>	<input type="text"/>	<input type="text"/>	=	<input type="text"/>
<input type="text"/>	<input type="text"/>	<input type="text"/>	=	<input type="text"/>
<input type="text"/>	<input type="text"/>	<input type="text"/>	=	<input type="text"/>
<input type="text"/>	<input type="text"/>	<input type="text"/>	=	<input type="text"/>
<input type="text"/>	<input type="text"/>	<input type="text"/>	=	<input type="text"/>
<input type="text"/>	<input type="text"/>	<input type="text"/>	=	<input type="text"/>
<input type="text"/>	<input type="text"/>	<input type="text"/>	=	<input type="text"/>
<input type="text"/>	<input type="text"/>	<input type="text"/>	=	<input type="text"/>
<input type="text"/>	<input type="text"/>	<input type="text"/>	=	<input type="text"/>
<input type="text"/>	<input type="text"/>	<input type="text"/>	=	<input type="text"/>
<input type="text"/>	<input type="text"/>	<input type="text"/>	=	<input type="text"/>
<input type="text"/>	<input type="text"/>	<input type="text"/>	=	<input type="text"/>
<input type="text"/>	<input type="text"/>	<input type="text"/>	=	<input type="text"/>
<input type="text"/>	<input type="text"/>	<input type="text"/>	=	<input type="text"/>
<input type="text"/>	<input type="text"/>	<input type="text"/>	=	<input type="text"/>
<input type="text"/>	<input type="text"/>	<input type="text"/>	=	<input type="text"/>

<input type="text"/>	<input type="text"/>	<input type="text"/>	=	<input type="text"/>
<input type="text"/>	<input type="text"/>	<input type="text"/>	=	<input type="text"/>
<input type="text"/>	<input type="text"/>	<input type="text"/>	=	<input type="text"/>
<input type="text"/>	<input type="text"/>	<input type="text"/>	=	<input type="text"/>
<input type="text"/>	<input type="text"/>	<input type="text"/>	=	<input type="text"/>
<input type="text"/>	<input type="text"/>	<input type="text"/>	=	<input type="text"/>
<input type="text"/>	<input type="text"/>	<input type="text"/>	=	<input type="text"/>
<input type="text"/>	<input type="text"/>	<input type="text"/>	=	<input type="text"/>
<input type="text"/>	<input type="text"/>	<input type="text"/>	=	<input type="text"/>
<input type="text"/>	<input type="text"/>	<input type="text"/>	=	<input type="text"/>
<input type="text"/>	<input type="text"/>	<input type="text"/>	=	<input type="text"/>
<input type="text"/>	<input type="text"/>	<input type="text"/>	=	<input type="text"/>
<input type="text"/>	<input type="text"/>	<input type="text"/>	=	<input type="text"/>
<input type="text"/>	<input type="text"/>	<input type="text"/>	=	<input type="text"/>
<input type="text"/>	<input type="text"/>	<input type="text"/>	=	<input type="text"/>
<input type="text"/>	<input type="text"/>	<input type="text"/>	=	<input type="text"/>